

RFE Community oder Was tut man nicht alles für die IBM ;-)

Inhaltsverzeichnis

Einführung	2
Voraussetzungen	2
Einstiegsseite	2
Anmelden	3
Voten bei (bestehendem) RFE	4
Neuen RFE erfassen	5
Neuer RFE – Grunddaten	5
Neuer RFE – Weg zu Produkt	6
Neuer RFE – Erläuterungen	7
Neuer RFE – vor dem Abschicken	8
Neuer RFE – Abschluss	9
Neuen RFE bekannt geben	10
Bestätigung über RFE	11
Links zu den Produkten	11
„Unsere“ Requirements / RFEs	11
Forum	12

Einführung

Ich hatte schon mal einen kurzen Leitfaden geschrieben, wie man sich im Umfeld RFE (Request for Enhancement), dem neuen Weg, Requirements also Anforderungen an IBM zu stellen, bewegt, wurde aber gebeten, es noch einmal zusammen zu fassen und mit ein paar Screenshots zu hinterfüttern.

Wenn Euch an diesem Dokument etwas fehlt oder zuviel ist oder . . . meldet Euch. Optimierungspotential gibt es immer. ;-)

Voraussetzungen

Voraussetzung ist, sich bei developerworks bzw. bei IBM zu registrieren. Wer eine IBM-ID hat, kann direkt damit arbeiten; wer keine hat, muss sich anmelden.

Bitte scheut Euch nicht, Euch bei developerworks / IBM zu registrieren. Es kommen keine Spam-Mails aus diesem Umfeld! Das war bei den ersten IBM-Foren vor (gefühlten) 50 Jahren noch anders. Wir benötigen für die RFE's jede Stimme. Ohne Registrieren ist kein „voten“ möglich. Jeder hat nur eine Stimme, ein Vote, auch wenn er kein GSE-Mitglied ist, auch wenn er kein IBM-Kunde ist. Das heißt, dass Ihr die Links zu den RFEs auch Kollegen schicken könnt, die nicht in unserem Arbeitskreis mitarbeiten. Aber spammt damit bitte nicht. ;-)))

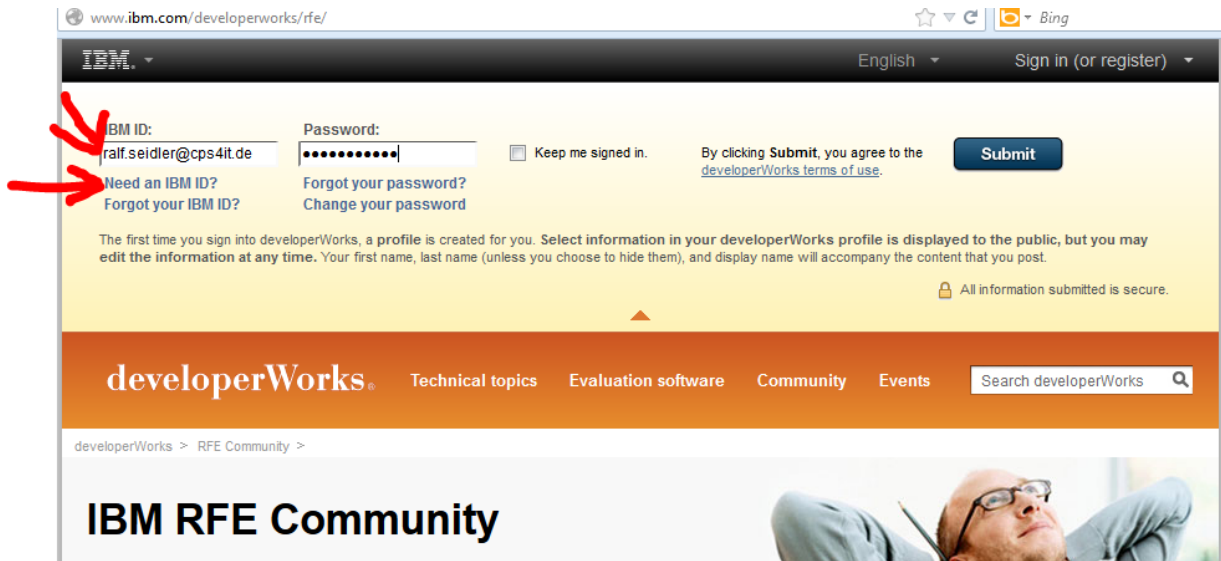
Einstiegsseite

<http://www.ibm.com/developerworks/rfe/>

The screenshot shows the IBM RFE Community website. The browser address bar displays www.ibm.com/developerworks/rfe/. The page header includes the IBM logo, the text 'English', and a 'Sign in (or register)' dropdown menu. The main navigation bar features the 'developerWorks' logo and links for 'Technical topics', 'Evaluation software', 'Community', and 'Events'. A search bar is located on the right side of the navigation bar. The main content area has a header for 'IBM RFE Community' with a background image of a man thinking. Below the header, there is a welcome message: 'Welcome Request for Enhancement (RFE) Community users! Here you have an opportunity to collaborate directly with the IBM product development teams and other product users.' Below this, there are three action links: 'Search for RFEs (view, comment, vote, and watch)', 'Submit RFEs', and 'Track your RFEs (My RFEs)'. A sidebar on the right contains a 'Spotlight' section with 'Announcements' and 'Give us your feedback', and a 'Brands' section listing 'All brands', 'Information Management', 'PureSystems', 'Rational', 'Security Systems', and 'Tivoli'.

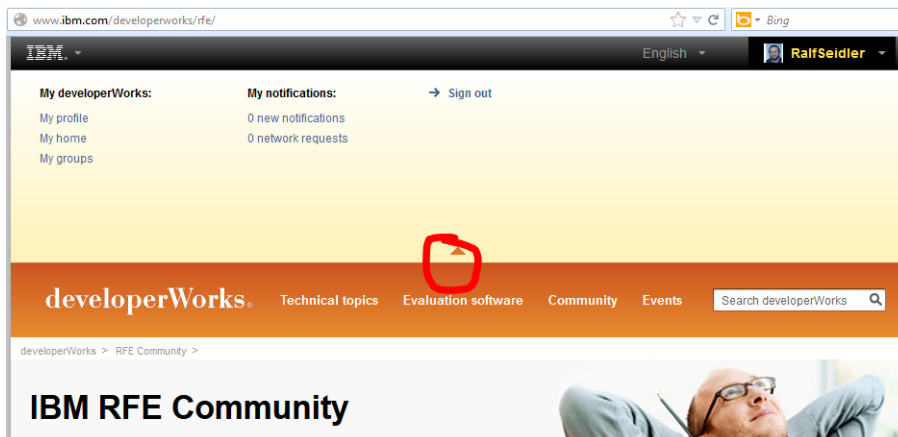
Anmelden

Entweder registrieren oder anmelden



Bei Registrieren die eigenen Daten angeben. Da habe ich keine weiteren Screenshots.

Alles fertig? Dann anmelden; den oberen Teil kann man wegklappen.



Die direkten Links zu den RFEs funktionieren manchmal trotzdem erst, wenn man sich noch einmal angemeldet hat.

Voten bei (bestehendem) RFE

Normalerweise habt Ihr einen RFE eröffnet oder einen Link erhalten oder ihn sonst irgendwie gefunden. Beispiel:

http://www.ibm.com/developerworks/rfe/execute?use_case=viewRfe&CR_ID=32108

In der rechten Navigationsleiste habt Ihr die Möglichkeit, zu voten, sie auf Eure Watchlist zu setzen etc.


Submitted request for enhancement (RFE)



↓ RFE details	↓ Vote	↓ Reconsideration
↓ Attachments	↓ Comments	

The RFE shown below was submitted for a new feature of an existing product. The product development team will review your input and provide status updates as decisions are made regarding the RFE. Use this form to comment on the submission, to attach a file to the submission, to add the submission to a watchlist, or to add this submission to your most wanted features.

See the Comments section below for a complete list of comments and to add your own comment.

You can inform others of this [RFE via email](#).




 A key icon indicates that the field is displayed only to the original submitter. The key icon next to an RFE indicates that the RFE is a private RFE.

RFE details	
Headline:	Free Source Format
ID:	32108
RATLC ID:	RATLC02691979
State:	Open
Status:	Submitted
Created on:	12 Mar 2013, 01:34 PM Eastern Time (ET)
Updated on:	13 Mar 2013, 04:58 PM Eastern Time (ET)
<hr/>	
Submitter:	 RalfSeidler
 Company:	cps4it
Submitter's ranking of priority:	High - Lack of RFE functionality is a major road block to deployment/adoption
Brand:	Rational

Spotlight
→ Announcements
→ Give us your feedback

Brands
→ All brands
→ Information Management
→ PureSystems
→ Rational
→ Security Systems
→ Tivoli
→ WebSphere

RFE stats
1 vote(s)
0 comment(s)
1 user watchlist(s)
0 attachment(s)

RFE actions
 Remove vote
 Remove from My watchlist
→ Add/remove RFE from group watchlists
 Email this RFE

RFE activities
→ Search RFEs
→ Submit RFEs

Einfach ausprobieren; es ist nicht „schwer“.

Neuen RFE erfassen

Wie geht das? Ich habe ein paar Screenshots zu einem RFE, den ich für uns neu erstelle. Auf der rechten Navigationsseite gibt es den Punkt RFE activities; dort Submit RFEs auswählen.



Neuer RFE – Grunddaten

Jetzt müssen wir ,ne Menge ausfüllen; die Daten aus Eurem Profil, mit dem Ihr Euch registriert habt, werden vorgesteuert.

developerWorks > RFE Community >

Submit a request for enhancement (RFE)

Use this form to submit an idea for a new product feature, also called a request for enhancement (RFE). The product development team will review your input and provide status updates as decisions are made regarding the RFE. Before you submit a new RFE, please [view RFEs that have already been submitted](#). If your idea has already been submitted, you can add comments to the existing RFE, thereby indicating your agreement with the idea. We may use this information to help prioritize development of new features.

Note: The company and business justification will not be visible on the Jazz.net site for RFEs submitted for Jazz products.

The fields indicated with an asterisk (*) are required to complete the transaction. If you do not want to provide us with the required information, please use the Back button on your browser to return to the previous page.

A key icon indicates that the field is displayed only to the original submitter. The key icon next to an RFE indicates that the RFE is a private RFE.

Submitter:*	RalfSeidler
Company:*	The Company field is visible to you and IBM only, as shown by the key icon (40 characters or less): <input type="text" value="cps4it"/> (You have 34 characters left)
Headline:*	Please enter a summary of your request (125 characters or less). Only the first 25 characters are visible if the RFE is private. <input type="text"/> (You have 125 characters left)
Submitter's ranking of priority:*	What impact does this request have on your ability to use the product? <input type="text" value="Select a priority"/> Priority definitions

Spotlight

- Announceme
- Give us your

Brands

- All brands
- Information M
- PureSystems
- Rational
- Security Syst
- Tivoli
- WebSphere

RFE activities

- Search RFEs
- Submit RFEs

My stuff

- My watchlist
- My votes
- My RFEs
- My group mer
- My saved sea
- My RSS feeds

Headline: kurze knackige Überschrift (das fällt mir besonders schwer) ;-)

Submitter's ranking of priority: Wie wichtig ist es Euch . . .




Neuer RFE – Weg zu Produkt

Screenshot zeigt den Weg zu COBOL:

Headline:*	Please enter a summary of your request (125 characters or less). Only the first 25 characters are visible if the RFE is private. <input type="text" value="COBOL-Program with no goback or Exit Programs"/> (You have 80 characters left)
Submitter's ranking of priority:*	What impact does this request have on your ability to use the product? <input type="text" value="High"/> Priority definitions
Brand:*	<input type="text" value="Rational"/>
Product family:*	<input type="text" value="Design & development"/>
Product:*	<input type="text" value="COBOL Compilers"/>
Component:*	What component would you expect to include this feature? <input type="text" value="Miscellaneous"/>
Operating system:*	<input type="text" value="IBM z/OS"/>
Source:	IBM identified source for RFE creation. <input type="text" value="GSE"/>
Visibility:	Public Public RFEs are visible to all users; Private RFEs are visible only to the original submitter. The visibility is automatically set when the RFE is created.
Country:	Germany

Neuer RFE – Erläuterungen

Und dann kommen die Erläuterungen . . .

Description:*	<p>Please enter a detailed description of the new feature that you want (5000 characters or less):</p> <p> Description example</p> <p>Writing a COBOL program without any GOBACK, EXIT PROGRAM or STOP RUN will produce a runtime error. It's necessary to get a warning by the compiler if none of these "BR14" are written</p> <p>(You have 4818 characters left)</p>
Use Case:*	<p>Please describe the scenario (use case) this feature would be used in (5000 characters or less):</p> <p> Use case example</p> <p>Every program needs a correct branch to the caller (for a main program this will be LE or z/OS).</p> <p>(You have 4903 characters left)</p>
 Business justification:	<p>Please explain your business justification for why IBM should add this feature. Include information such as extent of individuals affected, impact on your business or project, and so forth. This information will not be publicly visible, as shown by the key icon. You can use this field to provide information that you only want to share with IBM (5000 characters or less):</p> <p>no business justification</p>

Neuer RFE – vor dem Abschicken

Die beiden Haken sollten per default eingeschaltet sein – oder werden, falls nicht . . .

Man kann auch Anlagen / Attachments hinzufügen . . .

Und weg damit per Submit.

The screenshot shows a web form for submitting a Request for Enhancement (RFE). The form is divided into several sections:

- RFE actions:** This section contains two checkboxes, both of which are checked. The first checkbox is labeled "Add vote" and the second is labeled "Add to My watchlist". Both checkboxes and their labels are circled in red.
- Attachments:** This section has a grey header and contains the text "No file is attached to this RFE." Below this, there is a section for "File attachments:" with three bullet points:
 - The maximum number of files allowed per user per RFE is 4.
 - The maximum number of files allowed per RFE is 20.
 - The maximum size of a file attachment is 10MB.A note below states: "Note: All attachments are scanned for viruses." There is a link with a paperclip icon labeled "Attach a new file".
- Privacy Statement:** This section contains the text: "An IBM representative may use the information you have provided to contact you regarding an RFE entered into the RFE Community." Below this is a paragraph: "By submitting this form I agree that IBM may process my data in the manner indicated above and as described in [IBM's Privacy Statement](#)."
- Buttons:** At the bottom of the form, there are two buttons: "Submit" (with a right-pointing arrow icon) and "Cancel" (with a close 'X' icon). The "Submit" button is circled in red.

Neuer RFE – Abschluss




Eh voila, der, die oder das RFE hat jetzt eine Nummer etc.

Submitted request for enhancement (RFE)

↓ RFE details ↓ Attachments	↓ Vote ↓ Comments	↓ Reconsideration	Spotlight → Announcements → Give us your feedback
<p>The RFE shown below was submitted for a new feature of an existing product. The product development team will review your input and provide status updates as decisions are made regarding the RFE. Use this form to comment on the submission, to attach a file to the submission, to add the submission to a watchlist, or to add this submission to your most wanted features.</p> <p>See the Comments section below for a complete list of comments and to add your own comment.</p> <p>You can inform others of this RFE via email.</p> <p>Note: You have approximately 24 hours after submission to make changes to the RFE or to delete it.</p> <p> A key icon indicates that the field is displayed only to the original submitter. The key icon next to an RFE indicates that the RFE is a private RFE.</p> <p> → Edit → Delete </p>			Brands → All brands → Information Management → PureSystems → Rational → Security Systems → Tivoli → WebSphere
RFE details Headline: COBOL-Program with no goback or Exit Programs ID: 32640 State: Open Status: Submitted Created on: 20 Mar 2013, 01:22 PM Eastern Time (ET) Updated on: 20 Mar 2013, 01:22 PM Eastern Time (ET)			RFE stats 1 vote(s) 0 comment(s) 1 user watchlist(s) 0 attachment(s)
Submitter: RalfSeidler Company: cps4it Submitter's ranking of priority: High - Lack of RFE functionality is a major road block to deployment/adoption			RFE actions ✖ Remove vote 🔒 Remove from My watchlist → Add/remove RFE from group watchlists ✉ Email this RFE
			RFE activities → Search RFEs → Submit RFEs

Neuen RFE bekannt geben

Man kann den, die oder das RFE versenden:


↓ RFE details	↓ Vote	↓ Reconsideration
↓ Attachments	↓ Comments	
<p>The RFE shown below was submitted for a new feature of an existing product. The product development team will review your input and provide status updates as decisions are made regarding the RFE. Use this form to comment on the submission, to attach a file to the submission, to add the submission to a watchlist, or to add this submission to your most wanted features.</p> <p>See the Comments section below for a complete list of comments and to add your own comment.</p> <p>You can inform others of this RFE via email.</p> <p>Note: You have approximately 24 hours after submission to make changes to the RFE or to delete it.</p> <p> A key icon indicates that the field is displayed only to the original submitter. The key icon next to an RFE indicates that the RFE is a private RFE.</p> <p> Edit  Delete</p>		

Also schickt es mir, dann kann ich es via GSE-Net streuen oder Ihr verteilt es selbst. Die zum RFE passende url gibt es auch – ziemlich am Ende der Seite:

Use case:	Every program needs a correct branch to the caller (for a main programm this will be LE or z/OS).
 Business justification:	no business justification
Bookmarkable URL:	http://www.ibm.com/developerworks/rfe/execute?use_case=viewRfe&CR_ID=32640 A unique URL that you can bookmark and share with others.

Bestätigung über RFE

Ihr erhaltet im Laufe der nachfolgenden Minuten ein Mail vom RFE-System, bei dem die wesentlichen Daten zu diesem enthalten sind:



4) Get notified of updates to your RFE
Get email notifications of any changes to your RFE by adding the RFE to your watchlist ('My watchlist') and clicking on the 'Subs

For your records, we are providing you with a summary of your submitted RFE:

Notification generated at: 20 Mar 2013, 01:22 PM Eastern Time (ET)

ID: 32640
Headline: COBOL-Program with no goback or Exit Programs
Submitted on: 20 Mar 2013, 01:22 PM Eastern Time (ET)
Brand: Rational
Product: COBOL Compilers

Link: http://www.ibm.com/developerworks/rfe/execute?use_case=viewRfe&CR_ID=32640

If you have any questions regarding your submitted RFE, please contact us at: <http://www.ibm.com/developerworks/rfe/contact/>

We will not use the information collected for future marketing or promotional contacts or communications beyond the scope of this tr indicated in IBM's Privacy policy at: <http://www.ibm.com/privacy/us/en/>

Links zu den Produkten

Die folgenden Links zu der RFE-Einstiegsseite der einzelnen Sprachen habe ich von Hans Emrich erhalten:

PRODUCT	CUSTOMIZED RFE COMMUNITY URL
COBOL Compilers	http://www.ibm.com/developerworks/rfe/?PROD_ID=698
PL/I Compilers	http://www.ibm.com/developerworks/rfe/?PROD_ID=699
C/C++ Compilers	http://www.ibm.com/developerworks/rfe/?PROD_ID=700
Fortran Compilers	http://www.ibm.com/developerworks/rfe/?PROD_ID=701

„Unsere“ Requirements / RFEs

Unter dem Link <http://www.cps4it.de/GSE/Requirements/> sind alle Informationen zu unseren Requirements bzw. RFE hinterlegt.

Einen guten Überblick liefert das Excel-Sheets: http://www.cps4it.de/GSE/Requirements/Liste_der_Reqs.xlsx

Die Inhalte sind in verschiedenen Blättern hinterlegt, die vom Namen selbst beschreibend sind. Fragen? Melden!

Forum

Wilfried van Hecke hat ein Forum angelegt, in dem wir auch offline „diskutieren“ können. Ich bin immer wieder am Suchen, wie man dahin kommt. Über die Suchfunktion habe ich ihn bisher noch nie gefunden. Nehmt den folgenden Link

<https://www.ibm.com/developerworks/forums/forum.jspa?forumID=2778>

dann kommt Ihr sicher hin. Wenn Ihr Member seid. Wenn Ihr noch kein Member seid, nehmt

https://www.ibm.com/developerworks/rfe/execute?use_case=groupLanding&GROUP_ID=834. Da könnt / müsst Ihr Euch eintragen; anschließend findet Ihr sie wieder über Euer „Startbild“.

Auch hier: Fragen? Melden!